

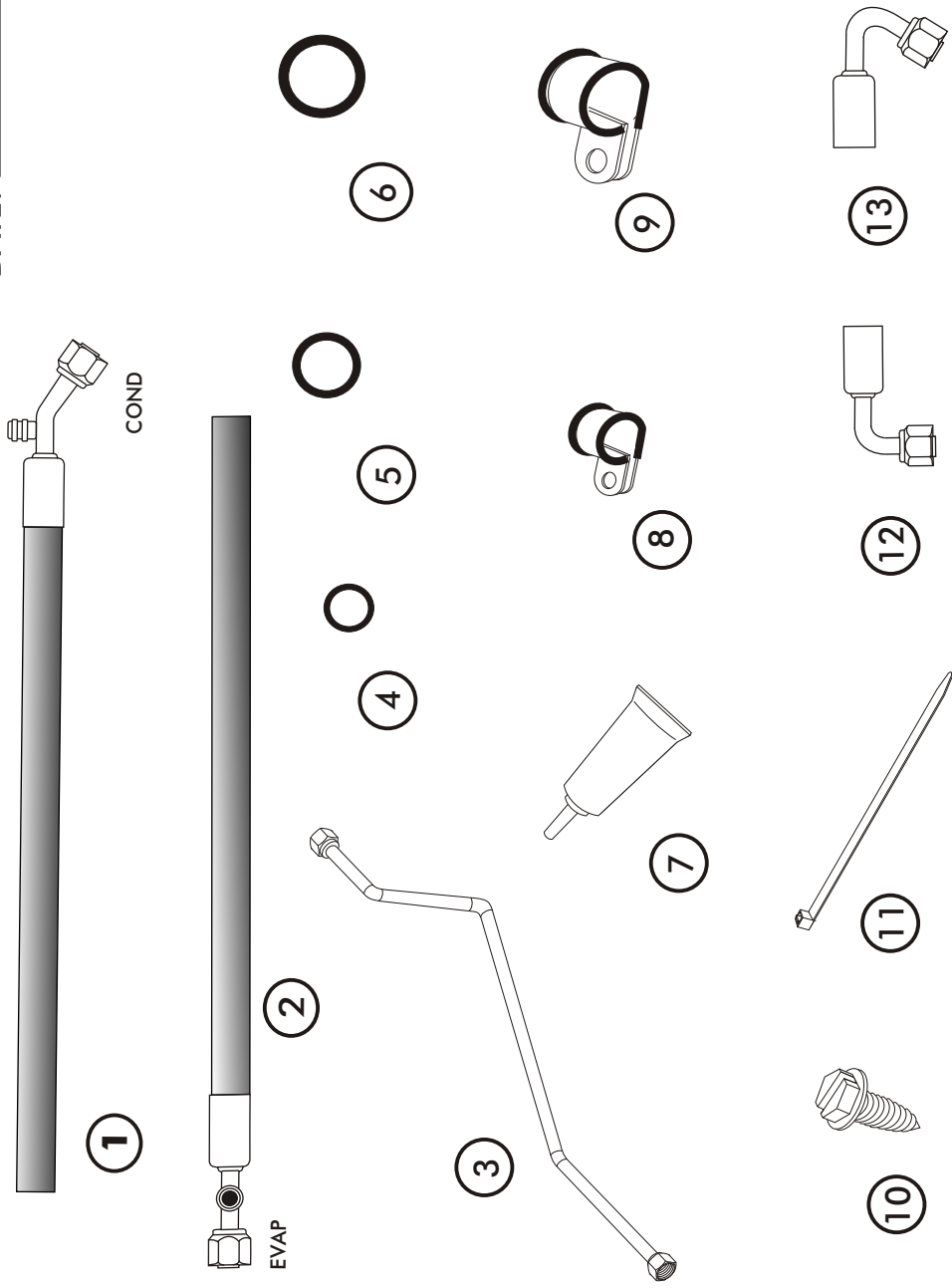


HOSE KIT PACKING LIST

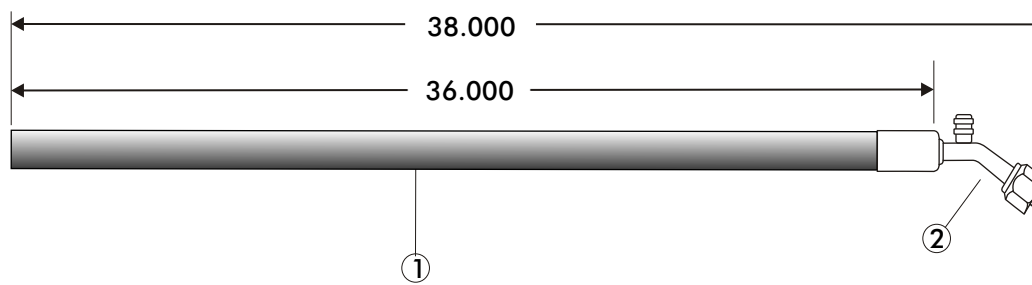
**HOSE KIT
534074-PMA**

No.	QTY.	PART No.	DESCRIPTION
1.	1	106072-PFD	70-74 CHALNGR/CUDA w/ wo AC #8 AC HOSE MOD
2.	1	106073-PFS	70-74 CHALNGR/CUDA w/ wo AC #10 AC HOSE MOD
3.	1	101007-EFL	1970-74 CHALNGR/CUDA w/AC #6 EVAP/CORE HARDLINE
4.	2	33857-VUF	#6 O-RING
5.	2	33858-VUF	#8 O-RING
6.	2	33859-VUF	#10 O-RING
7.	1	41117-VUP	REFRIGERANT OIL TUBE
8.	1	31600-VUD	#2 ADEL CLAMP
9.	1	31601-VUD	#10 ADEL CLAMP
10.	1	18247-VUB	#10 x 1/2 SHEETMETAL SCREW
11.	4	21300-VUP	11" BLK TIE WRAP
12.	1	35833-VUG	#10 90° FM O-RING BEADLOCK
13.	1	35842-VUG	#8 135° FM O-RING BEADLOCK

CHECKED BY: _____
 PACKED BY: _____
 DATE: _____



REVISION HISTORY					
REV	CRN NO	DRAWN BY	CHECKED BY	APPROVED BY	DATE
A		B.OTT			22-FEB-06



NOTES:

1. CRIMP BEADLOCK FITTINGS TO HOSE.
2. DIMENSIONS AFTER CRIMPING.
3. HOSE LENGTH 1/4".

ITEM NO	PART NO	DESCRIPTION	QTY
2	35522-VUG	#8 45° FM O-RING W/SERVICE PORT BEADLOCK	1
1	31855-VUD	#8 AC HOSE	36.000"

BILL OF MATERIALS

PROPRIETARY NOTICE
 This drawing contains designs and other information which are property of VINTAGE AIR INC. Except for the rights granted expressly by contract, this drawing may not be duplicated or disclosed in whole or in part or use to manufacture of designs disclosed herein without prior written permission of VINTAGE AIR INC.



DIMENSIONS IN INCHES UNLESS NOTED OTHERWISE
 CRITICAL DIMENSIONS DENOTED BY ▽

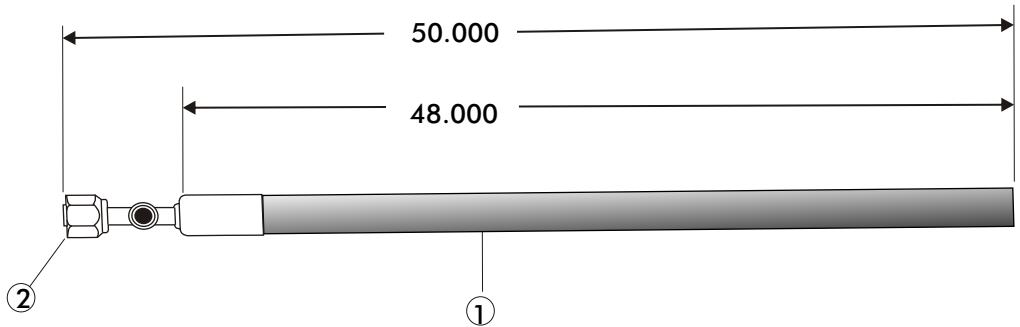
UNLESS SPECIFIED BREAK ALL EDGES .005-.010
 COAXIALITY .005 FIN MAX.
 TOLERANCES
 .x ± .063
 .xx ± .015
 .xxx ± .005
 ANGLES ± 1/2°

TITLE: 1970-74 CHALLENGER/CUDA w/ wo AC #8A C HOSE MOD

PART NO: 106072-PFD

PROJECTION: SCALE: NONE SHEET SIZE: A SHEET: 1 OF 1

REVISION HISTORY					
REV	CRN NO	DRAWN BY	CHECKED BY	APPROVED BY	DATE
A		B.OTT			22-FEB-06



NOTES:

1. CRIMP BEADLOCK FITTINGS TO HOSE.
2. DIMENSIONS AFTER CRIMPING.
3. HOSE LENGTH $\pm 1/4"$.

2	35513-VUG	#10 STR FM O-RING W/SERVICE PORT BEADLOCK	1
1	31856-VUD	#10 AC HOSE	48.000"
ITEM NO	PART NO	DESCRIPTION	QTY

BILL OF MATERIALS

PROPRIETARY NOTICE
 This drawing contains designs and other information which are property of VINTAGE AIR INC. Except for the rights granted expressly by contract, this drawing may not be duplicated or disclosed in whole or in part or use to manufacture of designs disclosed herein without prior written permission of VINTAGE AIR INC.



DIMENSIONS IN INCHES UNLESS NOTED OTHERWISE
 CRITICAL DIMENSIONS DENOTED BY ∇

UNLESS SPECIFIED BREAK ALL EDGES .005-.010
 COAXIALITY .005 FIN MAX.
 TOLERANCES
 .x $\pm .063$
 .xx $\pm .015$
 .xxx $\pm .005$
 ANGLES $\pm 1/2^\circ$

TITLE: 1970-74 CHALLENGER/CUDA w/ wo AC #10 AC HOSE MOD

PART NO: 106073-PFS

PROJECTION: $\rightarrow \oplus$ SCALE: NONE SHEET SIZE: A SHEET: 1 OF 1