

# Vintage Air Part # 15110-VCB

## A.C. COMPRESSOR MOUNT 112R

Small Block Chevy - Short Water Pump  
Passenger Side

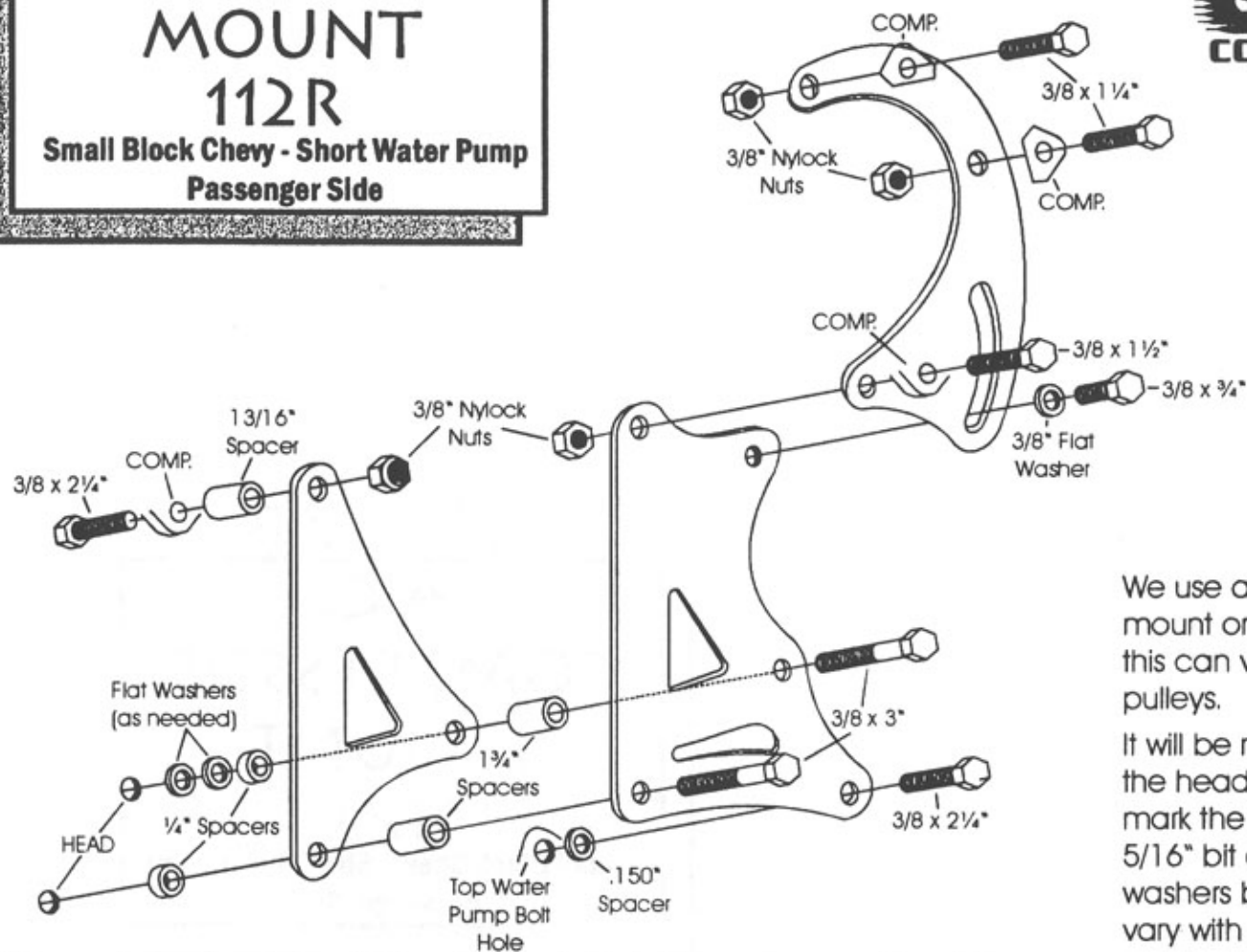


Diagram 1

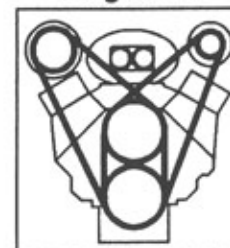
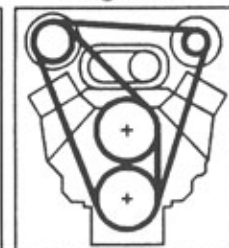


Diagram 2



We use a belt length of 60-61" with this mount on installations in our shop. However; this can vary with the diameter of your pulleys.

It will be necessary to drill and tap one hole in the head. Using the brackets as a template, mark the location on the head. Drill with a 5/16" bit and tap 3/8-16". The number of washers between the head and 1/4" spacer will vary with different castings.

When using both A.C. and Alternator Brackets, belts can be run either of two ways, - as shown. They will require the use of 2 groove crank and water pump pulleys. Routing the belts as shown in Diagram 2 - will allow clearance for small blowers and extra room for T.P.I. air cleaners. The long belt will be approximately 71-72."

**As with any part of this nature, make sure it fits your application before painting or plating. Parts that have been painted, plated, or modified may not be returned.**