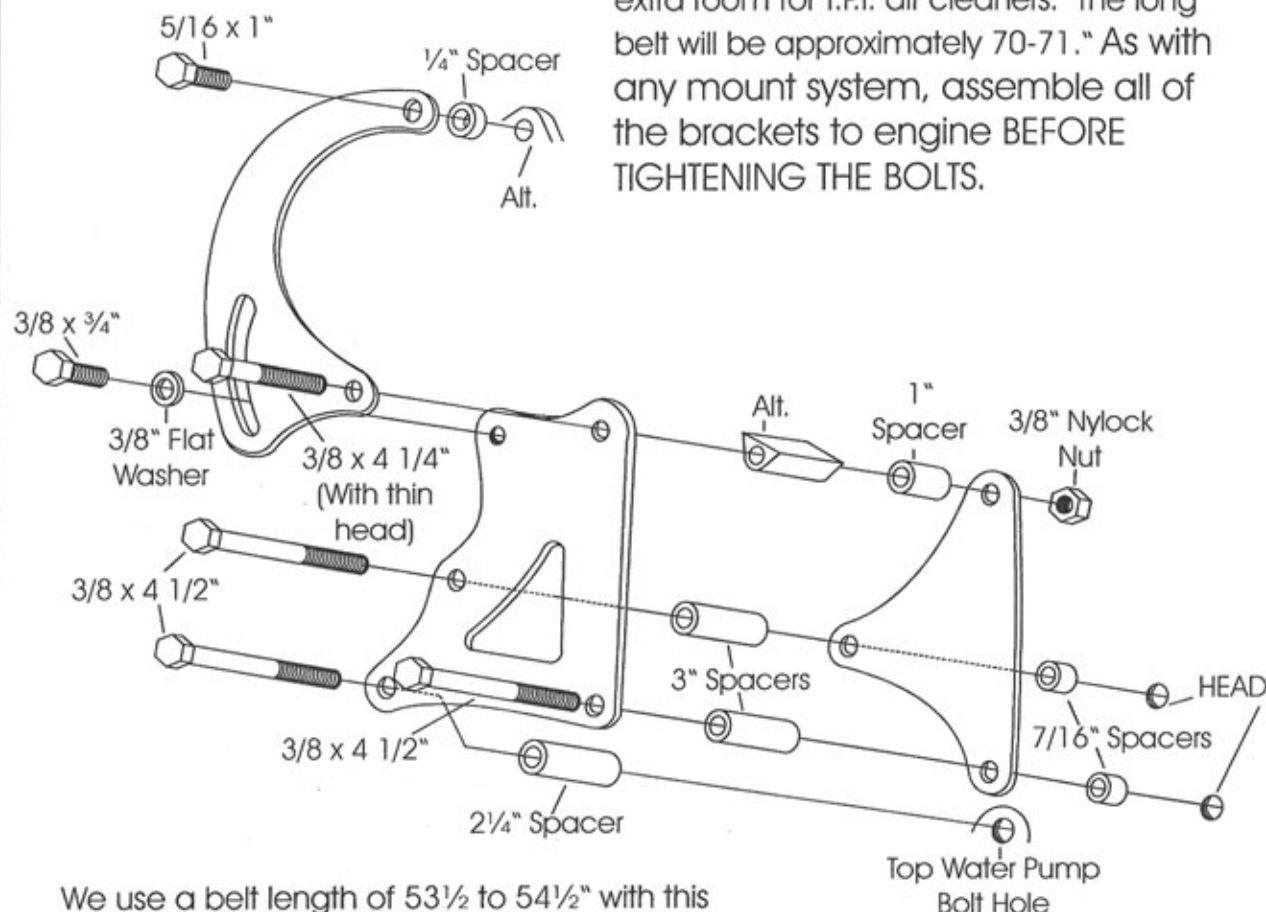


Vintage Air Part # 15152-VCB



When using both A.C. and Alt. Brackets, belts can be run either of two ways - as shown. They will require the use of 2 groove crank and water pump pulleys. Routing the belts as shown in Diagram 2 - will allow clearance for small blowers and extra room for T.P.I. air cleaners. The long belt will be approximately 70-71." As with any mount system, assemble all of the brackets to engine BEFORE TIGHTENING THE BOLTS.



We use a belt length of 53½ to 54½" with this mount on installations in our shop. However; this can vary with the diameter of your pulleys.

ALTERNATOR MOUNT 230L

Small Block Chevy - Long Water Pump Driver's Side

Diagram 1

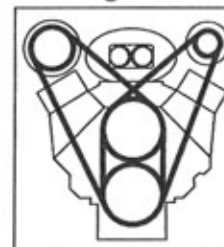
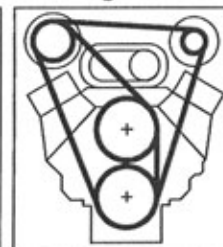


Diagram 2



The alternator belt will run in the second groove from the front of the crank and water pump pulleys originally used for the factory compressor. It was designed to be used with our Passenger Side Compressor Mount.

It can be used with single groove crank and water pump pulleys by using a double groove alternator pulley and running the belt in the outer groove.

As with any part of this nature, make sure it fits your application before painting or plating. Parts that have been painted, plated, or modified may not be returned.