

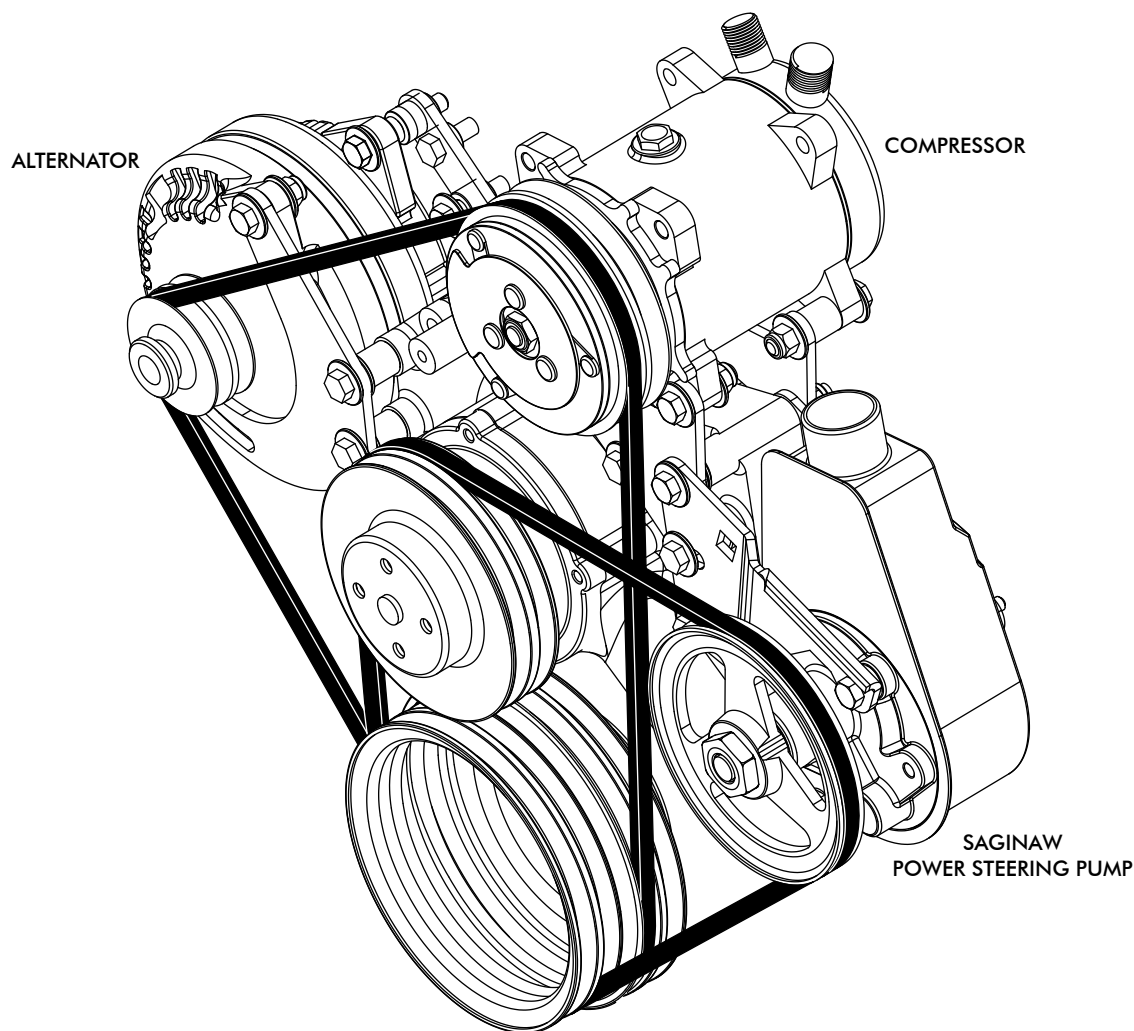


an ISO 9001: 2015 Registered Company

# **MOPAR B/RB**

## **COMPRESSOR/ALTERNATOR BRACKET KIT**

with LATE-MODEL SAGINAW POWER STEERING PUMP  
161002



18865 Goll St. San Antonio, TX 78266  
Phone: 800-862-6658  
Sales: [sales@vintageair.com](mailto:sales@vintageair.com)  
Tech Support: [tech@vintageair.com](mailto:tech@vintageair.com)  
[www.vintageair.com](http://www.vintageair.com)



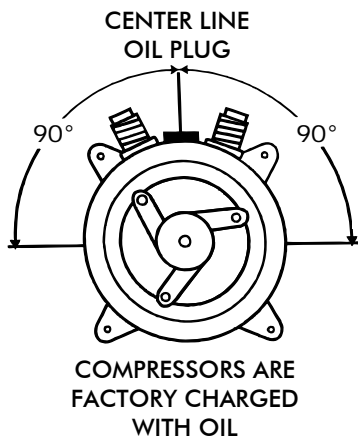
## Table of Contents

### PAGES

1. COVER
2. TABLE OF CONTENTS/COMPRESSOR WARNING
3. B/RB MOPAR INSTALLATION
4. B/RB MOPAR INSTALLATION (CONT.)  
FIGURES 1 & 1a
5. COMPRESSOR/POWER STEERING INSTALLATION  
FIGURES 2 & 2a
6. ALTERNATOR "B" MOUNT INSTALLATION FOR 350, 361, 383, 400 MOPAR  
FIGURE 3
7. ALTERNATOR "RB" MOUNT INSTALLATION FOR 413, 426, 440 MOPAR  
FIGURE 4
8. B/RB MOPAR BELT ROUTING
9. PACKING LIST

## **COMPRESSOR WARNING**

**NOTE: FOR ILLUSTRATIVE PURPOSES, COMPRESSOR IS SHOWN MOUNTED WITH THE FITTINGS AND OIL PLUG ORIENTED VERTICALLY. SOME INSTALLATIONS WILL REQUIRE THE COMPRESSOR TO BE MOUNTED WITH THE FITTINGS AND OIL PLUG ROTATED +/- 90° FROM THE ORIENTATION SHOWN. DO NOT EXCEED 90°.**



## **IMPORTANT NOTICE:**

**DO NOT CONNECT COMPRESSOR CLUTCH WIRE UNTIL SYSTEM IS BEING CHARGED WITH REFRIGERANT. RUNNING COMPRESSOR WITHOUT REFRIGERANT WILL DESTROY COMPRESSOR AND MAY VOID WARRANTY.**



## B/RB MOPAR INSTALLATION

**B: 9.98" DECK HEIGHT (350, 361, 383, 400)**

**RB: 10.725" DECK HEIGHT (413, 426, 440)**

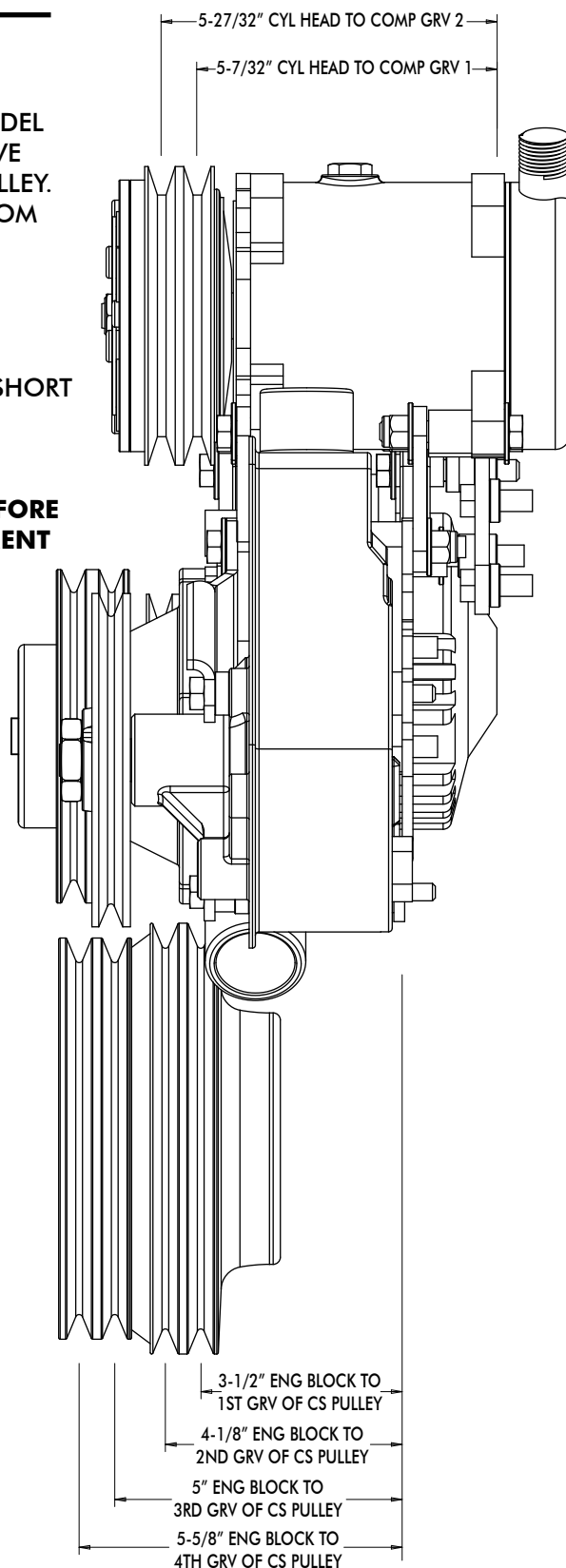
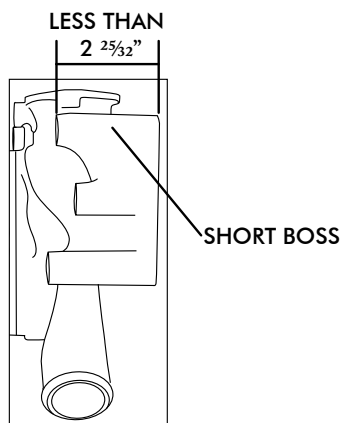
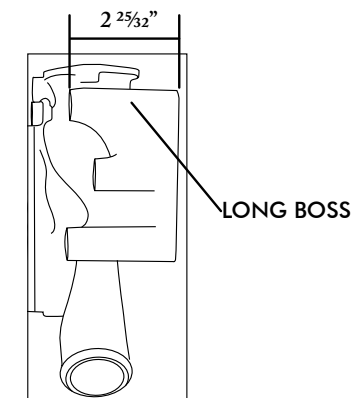
- THIS BRACKET IS DESIGNED FOR MOPAR B/RB WITH LATE-MODEL SAGINAW-STYLE POWER STEERING. USE WITH OEM 2-GROOVE WATER PUMP PULLEY AND OEM 4-GROOVE CRANKSHAFT PULLEY. IF PULLEYS ARE NEEDED, THE FOLLOWING ARE AVAILABLE FROM VINTAGE AIR:

**735014 4-GROOVE CRANKSHAFT PULLEY**

**735011 2-GROOVE WATER PUMP PULLEY**

- IDENTIFY WATER PUMP HOUSING BEFORE PROCEEDING TO COMPRESSOR/BACKET INSTALLATION INSTRUCTIONS. THE SHORT BOSS HOUSING REQUIRES WASHERS AND/OR SPACERS TO ACHIEVE DESIRED THICKNESS OF  $2 \frac{25}{32}$ " LENGTH.

**NOTE: ASSEMBLE ALL BRACKETS LOOSELY TO ENGINE BEFORE TIGHTENING BOLTS. THIS WILL ENSURE PROPER ALIGNMENT OF ALL BRACKETS.**





## B/RB MOPAR INSTALLATION (CONT.)

### LONG BOSS COMPRESSOR/BRACKET INSTALLATION:

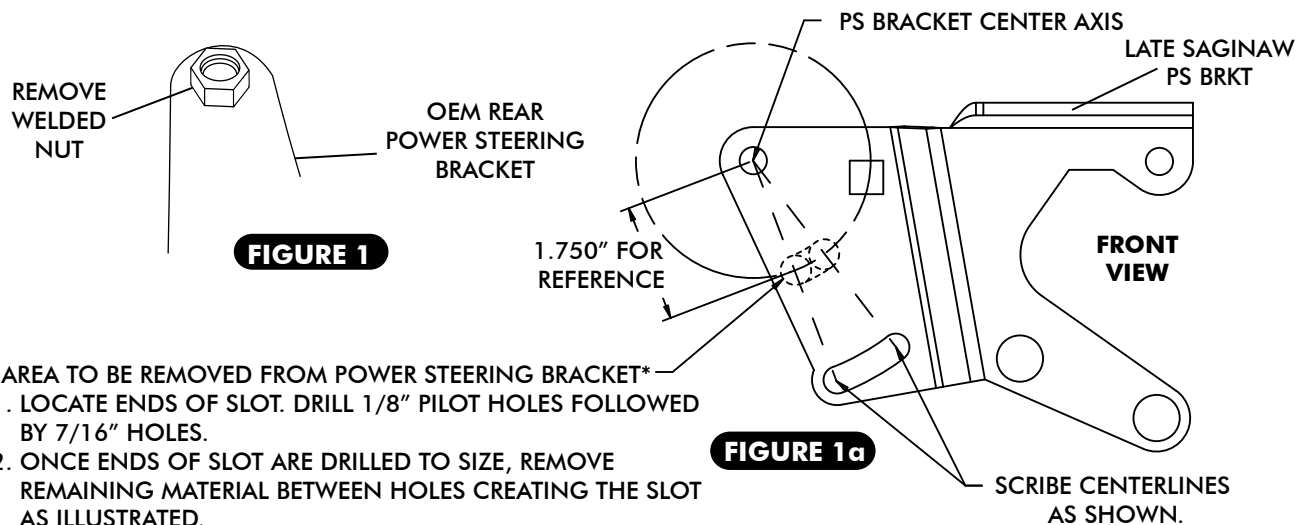
- ☐ WATER PUMP HOUSING WITH LONG BOSS HOUSING (2 <sup>25</sup>/<sub>32</sub>" LENGTH), WITH POWER STEERING. INSTALL COMPRESSOR/BRACKET AS SHOWN ON PAGE 5.

### SHORT BOSS COMPRESSOR/BRACKET INSTALLATION:

- ☐ WATER PUMP HOUSING WITH SHORT BOSS HOUSING, WITH POWER STEERING. INSTALL COMPRESSOR/BRACKET AS SHOWN ON PAGE 5.

### POWER STEERING WITH SAGINAW PUMP:

- ☐ KIT IS DESIGNED FOR LATE-MODEL SAGINAW-STYLE POWER STEERING AND OEM BRACKET ADJUSTMENT.
- ☐ REMOVE WELDED NUT FROM REAR POWER STEERING BRACKET BEFORE INSTALLING COMPRESSOR REAR BRACKET AS SHOWN IN FIGURE 1, BELOW.
- ☐ SLOT FRONT POWER STEERING BRACKET FOR BOLT CLEARANCE. SEE FIGURE 1a, BELOW.
- ☐ REAR POWER STEERING BRACKET IS IN OEM POSITION. .250L SPACERS ARE NECESSARY BETWEEN FRONT POWER STEERING BRACKET AND POWER STEERING PUMP. ADD ADDITIONAL WASHERS IF NECESSARY.



### POWER STEERING WITH TRW PUMP:

- ☐ VINTAGE AIR POWER STEERING BRACKET KIT #161010 IS REQUIRED.



SAGINAW PUMP



TRW PUMP



1966-68 MOPAR WATER PUMP TENSIONER KIT

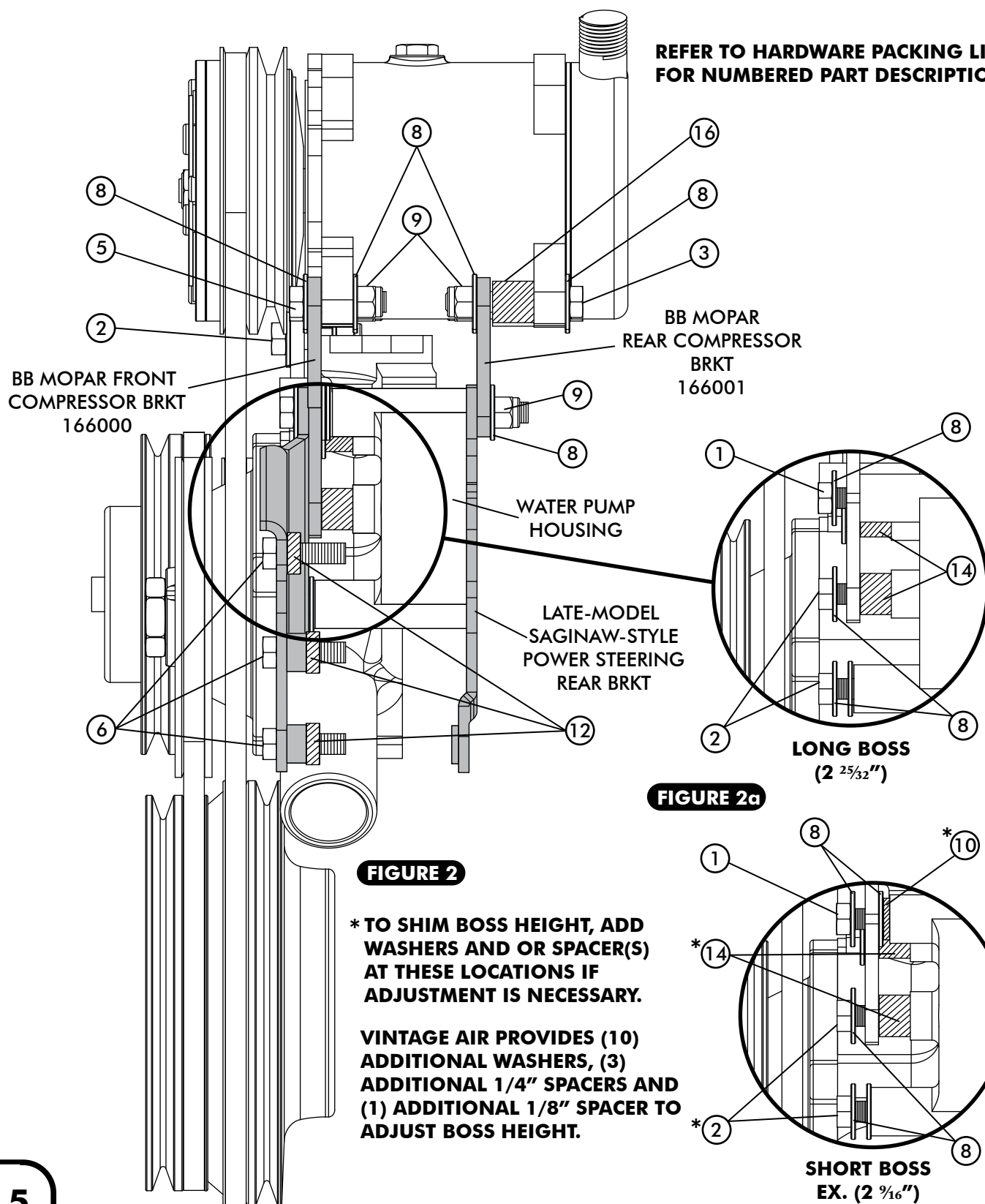
### VEHICLES WITHOUT POWER STEERING:

- ☐ VINTAGE AIR WATER PUMP TENSIONER KIT # 166009 IS REQUIRED.



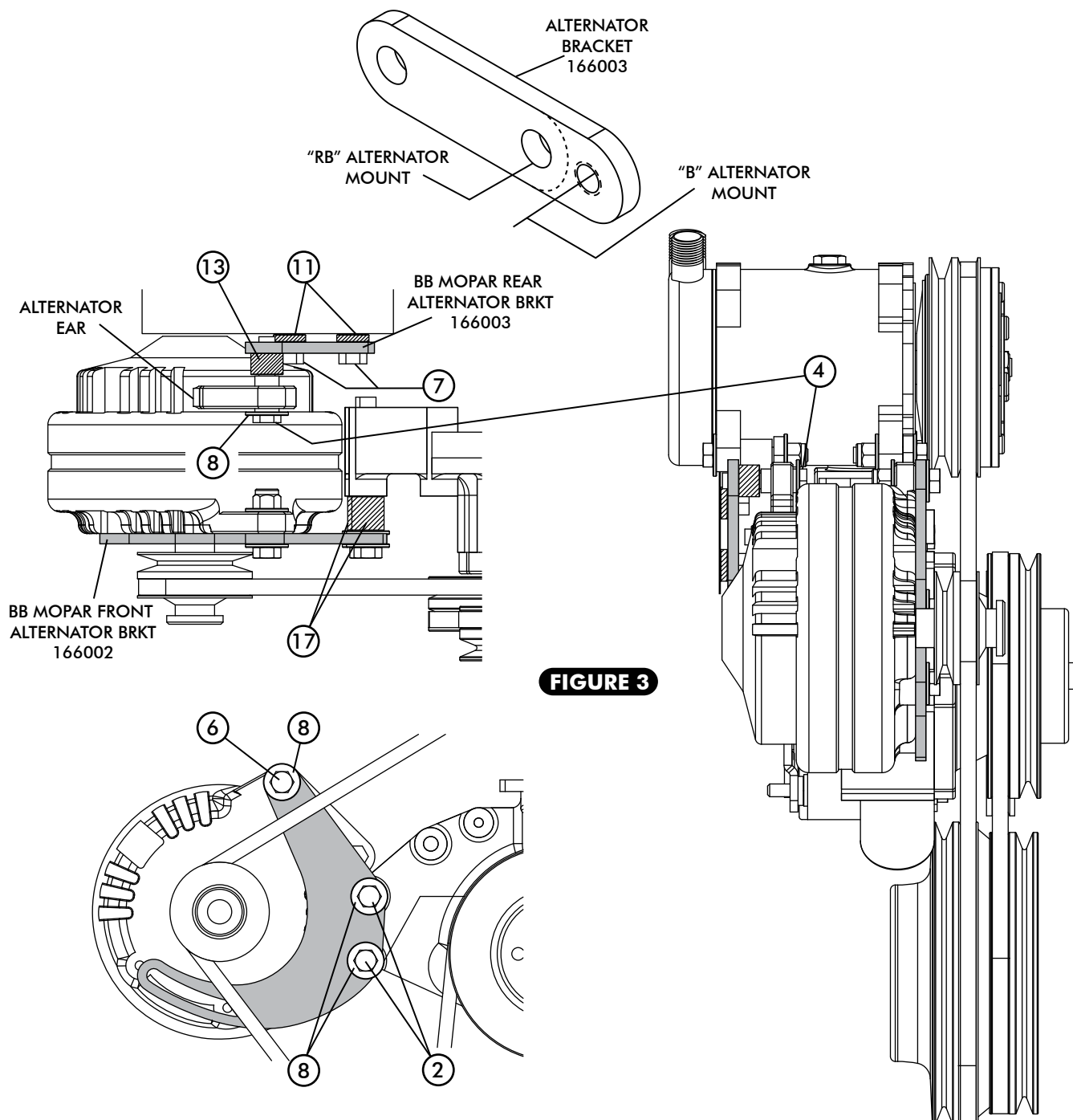
## COMPRESSOR/POWER STEERING INSTALLATION

REFER TO HARDWARE PACKING LIST  
FOR NUMBERED PART DESCRIPTIONS.



## ALTERNATOR "B" MOUNT INSTALLATION FOR 350, 361, 383, 400 MOPAR

- THIS BRACKET IS DESIGNED FOR 383-440 MOPAR VEHICLES WITH POWER STEERING.
- INSTALL ALTERNATOR BRACKET AS SHOWN IN FIGURE 3, BELOW.
- OEM ALTERNATOR EAR BUSHING MUST BE  $\frac{3}{4}$ " LONG.
- IF TOP REAR ALTERNATOR EAR BUSHING IS LONGER THAN  $\frac{3}{4}$ ", IT WILL BE NECESSARY TO TRIM THE BUSHING TO ENSURE THE BOLT WILL THREAD INTO THE ENGINE BLOCK. SEE FIGURE 3, BELOW.

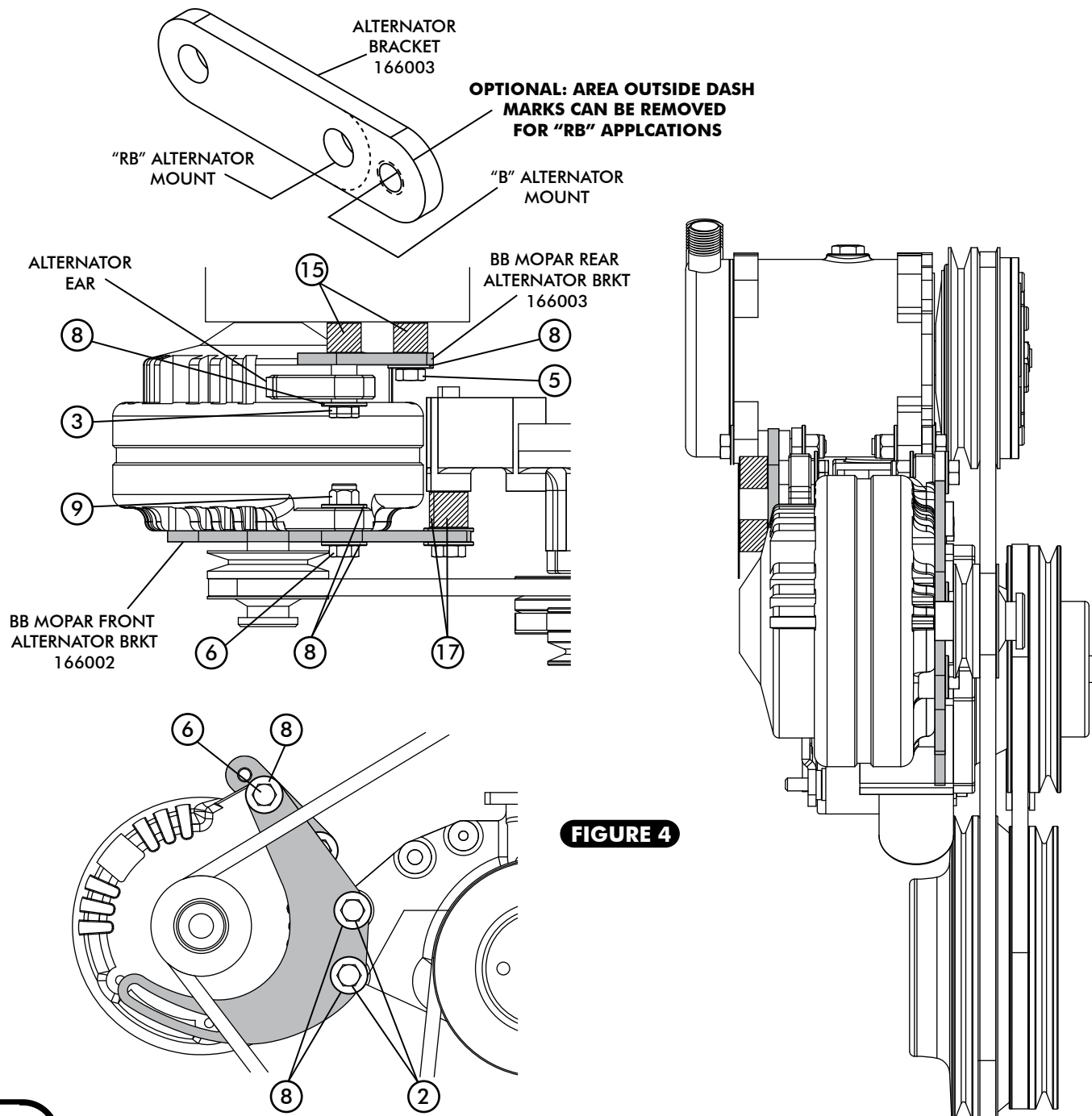


**FIGURE 3**



## ALTERNATOR "RB" MOUNT INSTALLATION FOR 413, 426, 440 MOPAR

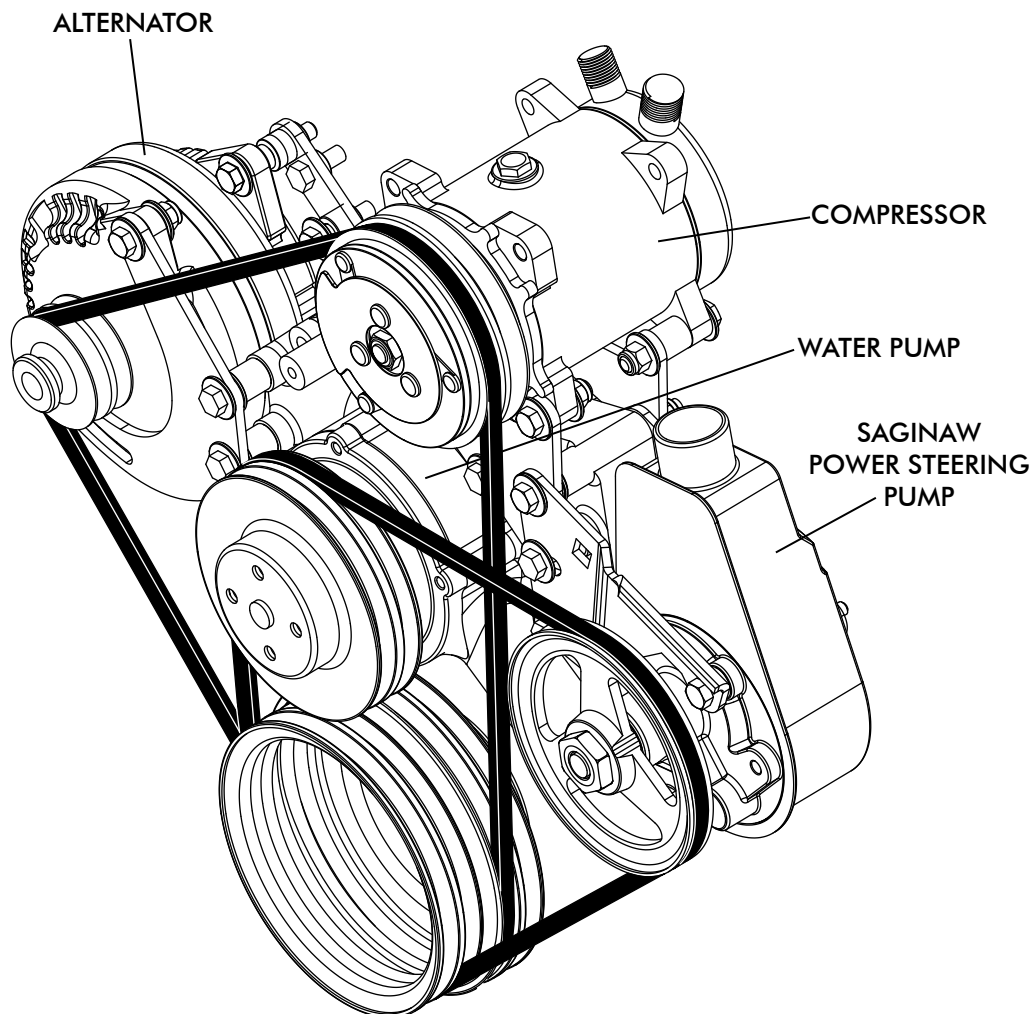
- THIS BRACKET IS DESIGNED FOR 383-440 MOPAR VEHICLES WITH POWER STEERING.
- INSTALL ALTERNATOR BRACKET AS SHOWN IN FIGURE 4, BELOW.
- OEM ALTERNATOR EAR BUSHING MUST BE  $\frac{3}{4}$ " LONG.
- IF TOP REAR ALTERNATOR EAR BUSHING IS LONGER THAN  $\frac{3}{4}$ ", IT WILL BE NECESSARY TO TRIM THE BUSHING TO ENSURE THE BOLT WILL THREAD INTO THE ENGINE BLOCK. SEE FIGURE 4, BELOW.





## B/RB MOPAR BELT ROUTING

□ VINTAGE AIR RECOMMENDED BELT LENGTHS ARE 56" ALTERNATOR AND 47 ½" POWER STEERING.









## MOPAR B/RB COMPRESSOR/ALTERNATOR PACKING LIST

BRACKET KIT  
161002

No.	QTY.	PART No.	DESCRIPTION	CHECKLIST
1.	1	166000	BB MOPAR FRONT COMPRESSOR BRACKET	_____
2.	1	166001	BB MOPAR REAR COMPRESSOR BRACKET	_____
3.	1	166002	BB MOPAR FRONT ALTERNATOR BRACKET	_____
4.	1	166003	BB MOPAR REAR ALTERNATOR BRACKET	_____
5.	1	191014	383-440 MOPAR COMPRESSOR/ALTERNATOR HARDWARE KIT	_____

CHECKED BY: \_\_\_\_\_

PACKED BY: \_\_\_\_\_

DATE: \_\_\_\_\_

