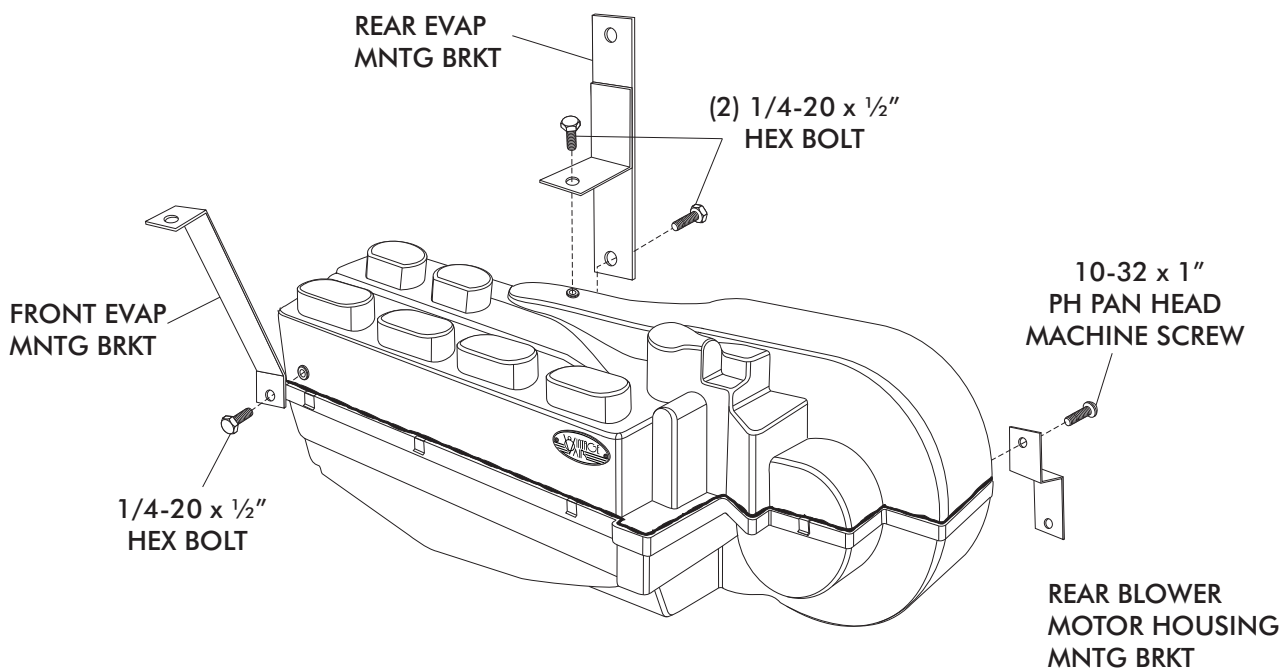




# GEN II SUPER MOCK-UP UNIT

## GEN II SUPER MOCK-UP UNIT



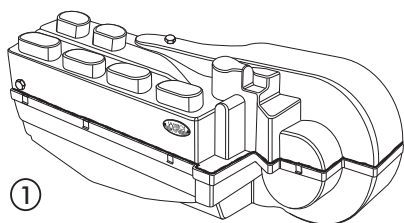
REMOVE THE (3) 1/4-20 x 1/2" COARSE HEX BOLTS FROM THE SUB CASE AND INSTALL FRONT AND REAR EVAPORATOR MOUNTING BRACKETS AS SHOWN.

REMOVE THE 10-32 x 1" PH PAN HEAD MACHINE SCREW FROM THE SUB CASE AND INSTALL THE REAR BLOWER MOTOR HOUSING MOUNTING BRACKET AS SHOWN.

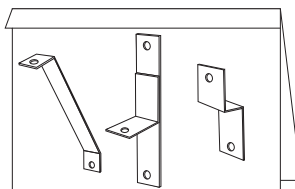
### GEN II SUPER MOCK-UP UNIT PACKING LIST

### MOCK-UP UNIT 610050-VUA

No.	QTY.	PART No.	DESCRIPTION
1.	1	550050-VUA	GEN II SUPER MOCK-UP SUB CASE
2.	1	63520-KUB	GEN II SUPER MNTG KIT



①



②

CHECKED BY: \_\_\_\_\_  
 PACKED BY: \_\_\_\_\_  
 DATE: \_\_\_\_\_